

7. Jesus Brings Good News (Luke 4:14-30)

So they went out and proclaimed that people should change their hearts and lives. (Mark 6:12)



PLAN

Session Outline

1. Gather

Greeting
Good News Microphone
Bible Bookmarks
Transition to Explore

2. Explore

Sacred Conversations
Hear and See the Bible Story
Interact with the Bible Story
Say the Bible Verse
Transition to Respond

3. Respond

Loving God,
Loving Neighbor
Classroom Scroll
Guess the Good News Game
Transition to Bless

4. Bless

Inviting
Praising
Blessing
At Home with God

Supplies

Basic Supplies: Tape | Stickers | Paper Markers | Crayons | Pencils | Glue | Scissors

Gather: Large craft sticks or paint stirrers | Camera (optional) | Yarn or ribbon | Paper punch | Cardstock | Colorful tape | Stickers | Other craft materials

Explore: No additional supplies needed

Respond: Small roll of craft paper or parchment paper | Two empty paper towel rolls | Ribbon

Bless: Scented lip balm sticks

Before You Teach

Synagogues are places of worship for Jewish people. Jewish people gather together in the synagogue for worship and for teaching the Scriptures and the Law. This was true for people in Jesus' time, and it is still true today. After Jesus' baptism and his experience of being tempted in the wilderness, Jesus began to teach in the synagogues. The Bible tells us it was Jesus' custom to go to the synagogue on the sabbath to worship and to present his message there. Jesus' visit to the synagogue in Nazareth is significant for two reasons, because Nazareth was his hometown and because of the Scripture Jesus chose to read that day.

While Jesus was in the synagogue in Nazareth, he was handed the scroll of Isaiah to read. Jesus chose to read a passage from Isaiah that essentially announced what his ministry was to be about—bringing good news to the poor, proclaiming release to the captives, and recovery of sight to the blind. It could be said that Jesus was reading his mission statement.

The last part of the story is more difficult to understand. The crowd in the synagogue turns on Jesus. In verse 22 we are told they are amazed at the words that he spoke. But by verse 29 the people are attempting to hurl him off a cliff! It has been suggested that the crowd became upset because Jesus insisted his message was for everyone, and those in Nazareth were not to receive special privileges. Perhaps, the people of Nazareth wanted Jesus to spend extra time there and bestow extra blessings on them. They were upset when this was not Jesus' plan.

In our session today, we will focus on Jesus' visit to the synagogue and the words he read and preached. With early elementary children, we will not spend much time with the events included in the end of the Bible story.

7. Jesus Brings Good News (Luke 4:14-30)

So they went out and proclaimed that people should change their hearts and lives. (Mark 6:12)



GATHER

Greeting

Before class: Display the Attendance Chart (Class Kit—pp. 15–18) at eye level. Put together the model of the school and the figures of Mr. Maxwell, Rachel, and Armen (Class Kit—p. 9).

- Play, “Only You” (Annual Music CD or Adventure DVD) as you welcome each child.
- Show the children where to place their offerings.
- Help each child mark the Attendance Chart with a sticker or permanent marker.
- Place the Deep Blue Shores Map (Class Kit—p. 11) and the school and the Mr. Maxwell, Rachel, and Armen figures (Class Kit—p. 9) on a table or on the floor for the children to play with and explore. If available, add the Deep Blue Shores Maps, buildings, and figures from previous quarters.

TIP: *Have a quiet space in your room with books and soft toys for children who are not quite ready to join in an activity when they arrive.*

A—Good News Microphone (Activity Sheets)

- Give each child a copy of Activity Sheets—Session 7 and a large craft stick or paint stirrer.
- Invite the children to create microphones and share good news according to the instructions.

OR

B—Bible Bookmarks (Art)

Before class: Cut cardstock into bookmarks, at least one per child. Use a paper punch to add a hole to the top of each bookmark. Cut various colors of yarn and ribbon into different lengths to create tassels for the bookmarks.

- Place crayons, markers, colorful tape, stickers, and other craft materials in the center of the table.
 - Give each child a cardstock bookmark, and invite him or her to use the craft materials to decorate a bookmark.
 - Let each child choose a strand of colorful yarn or ribbon. Then help the child tie the strand through the hole to create a tassel for the bookmark.
-

Transition to Explore

- Have the children clean up and move to the Bible story circle. As they walk, encourage them to move as if they have just received some wonderfully good news.

7. Jesus Brings Good News (Luke 4:14-30)

So they went out and proclaimed that people should change their hearts and lives. (Mark 6:12)



EXPLORE

Sacred Conversations

SAY: This month we are hearing stories about Jesus when he was grown up. Jesus became a great leader for the community. Last week we learned about Jesus' baptism. I wonder what we will hear about Jesus today.

ASK: I wonder:

- How many friends are here with us today? Who is missing?
 - How do you feel today?
 - What's one thing that happened in your community this week that you really liked?
-

Hear and See the Bible Story

SAY: Today our Bible story is about a time that Jesus visited the synagogue, which is where Jewish people gather together to worship. Jesus read from the Scriptures. Let's find out what he read to the people.

- Tell the children the story, "Jesus Brings Good News" (*Deep Blue Bible Storybook*—p. 323).
- Watch the Deep Blue Adventure for Session 7 (Adventure DVD) with the children.

ASK: When have you shared good news?

Interact with the Bible Story

- Give each child a copy of "Jesus Brings Good News" (Bible Story Sheets—Session 7).
 - Read the story with the children, encouraging them to read the words in blue.
-

Say the Bible Verse

Before class: Post the Bible Verse Poster—Unit 2 (Class Kit—p. 5) on a wall or bulletin board.

- Point to the Bible Verse Poster. Say the Bible verse for the children, and then repeat it together.
 - Teach the children signs from American Sign Language for some of the words in the Bible verse (Leader Guide—p. 92 and www.deepbluekids.com/This-Sunday).
 - Watch the Unit 2 Bible Verse video (Adventure DVD) with the children.
-

Transition to Respond

- Have each child turn to another child and share one piece of good news before moving on to the next activity.

7. Jesus Brings Good News (Luke 4:14-30)

So they went out and proclaimed that people should change their hearts and lives. (Mark 6:12)



RESPOND

Loving God, Loving Neighbor

Before class: Post "All Are Welcome" (Class Kit—p. 2) and the Mission Poster (Class Kit—p. 29) on a wall or bulletin board.

- Play, "All Are Welcome" (Annual Music CD or Adventure DVD). Sing along and dance to the music.

SAY: This month we are learning about and supporting a mission organization in Tennessee called the Jubilee Project. This group helps people have access to clean running water. Water is very important to humans and to all of God's creation. What do you know about water?

- Read a picture book about the water cycle such as *Water Is Water*, by Miranda Paul. Check out www.pinterest.com/DeepBlueKids/childrens-books/our-world for more ideas.
-

A—Classroom Scroll (Art)

Before class: Photocopy the Bible verse from Isaiah (Leader—p. 96). Display "Books of the Bible" poster (Class Kit—p. 25) on a wall or bulletin board. Cut several feet of paper from a small roll of craft paper or parchment paper.

- Point to the "Books of the Bible" poster (Class Kit—p. 25). Show the children the Gospel of Luke on the poster, where today's Bible story is found. Then show them the Book of Isaiah on the poster, which Jesus read from in the synagogue.
- Place the long piece of craft paper on the table. Glue the Bible verse from Isaiah (p. 96) onto the paper, and invite the children to color around it. As they are coloring, read the Bible verse aloud.
- Glue an empty paper towel roll on each end of the craft paper to use as handles for the scroll. When the glue dries, have the children help you roll the paper toward the center using the paper towel rolls. Tie a piece of ribbon around the scroll to keep it closed.

TIP: Save this scroll for an activity in Session 13.

OR

B—Guess the Good News (Game)

Before class: Make a copy of "Guess the Good News" game (p. 48) and cut out the cards.

- Place the cards facedown on a table or on the floor.
 - One at a time, invite the children to choose a card and act out the good news scenario on the card. Talking as you act out the good news is allowed. Some children may need help reading the card.
 - Have the other children try to guess the good news the child has received. Play until each child who wants to act has had a turn.
-

Transition to Bless

- Have the children tell you one piece of good news before moving to the Bible story circle.

7. Jesus Brings Good News (Luke 4:14-30)

So they went out and proclaimed that people should change their hearts and lives. (Mark 6:12)



BLESS

Inviting

Before class: Cut out the mural pieces from the bottom of the Unit 2—Bible Story Mural (Class Kit—p. 21) and place them in an envelope or zip-top bag. Post the Unit 2—Bible Story Mural on a wall or bulletin board.

- Gather the children around the mural. Invite a child to tape the image of Jesus reading from the scroll to the mural.

ASK: What do you remember about the Bible story we heard today? What do you think we can learn about community from this story?

Praising

Before class: Display “Singing Together” (Class Kit—p. 31) on a wall or bulletin board.

- Sing together, “Lamp Light” (Class Kit—p. 31).

TIP: *If time permits, invite the children to choose more songs to sing.*

Blessing

- One at a time invite each child to choose and bring to you a scented lip balm stick, and then place his or her hand on yours.
 - Using the lip balm stick, draw a cross on the top of the child’s hand.
 - Bless the child by saying, “Jesus came to bring you good news.”
 - Continue until each child has received a blessing.
-

At Home with God

ASK: What’s one thing about our time today that you can tell your family?

- Give each child a copy Bible Story Sheets—Session 7. Look at Family “Faith Activities” together.

ASK: Which of these activities are you most excited to try this week?


- Send home the Bible Story Sheets—Session 7 with each child.

7. Jesus Brings Good News (Luke 4:14-30)


Guess the Good News Game




I got a good grade on a test!



Someone brought me food.




Someone came to visit me.



I got a gift.



I was in trouble, but now I can leave "time-out."



Someone gave me a drink.



I got new shoes.



I got glasses.

