

3. Jesus Washes Feet (John 13:1-17)

“If I, your Lord and teacher, have washed your feet, you too must wash each other’s feet.” (John 13:14)



PLAN

Session Outline

1. Gather

Greeting
Jesus Washes Feet
Feet Only
Transition to Explore

2. Explore

Sacred Conversation
Hear and See the Bible Story
Interact with the Bible Story
Say the Bible Verse
Transition to Respond

3. Respond

Water Ritual
Sandals
Loving God,
Loving Neighbor
Transition to Bless

4. Bless

Inviting
Praising
Blessing
At Home with God

Supplies

Basic Supplies: CD player | DVD player | Projector or screen | Television | Card stock | Craft glue | Crayons | Markers | Offering basket | Paper | Pencils | Scissors | Tape

Gather: Balloons | Bell | Carpet squares

Explore: Bell

Respond: Bell | Candle | Carpet squares | Multipurpose lighter | Water | Water table or large container

Bless: No additional supplies

Before You Teach

Foot washing in the ancient Mediterranean world functioned for both personal hygiene and hospitality. Since footwear consisted of sandals, a person’s feet would become dusty from walking outside. A host offered water so the guests could wash their feet when they came inside. The washing of feet was usually done by the guests themselves or by servants at the request of the host. Thus, when we read of Jesus washing the disciples’ feet, he combined the roles of servant and host. This is an act of hospitality and service. By washing the disciples’ feet, Jesus expressed his love for them and set an example of acting in humility and service.

When Peter voiced his discomfort with Jesus’ actions, he was likely giving voice to the surprise all of the disciples must have felt. It was not proper for one’s teacher to wash your feet. By insisting that Peter let him wash his feet, Jesus reminded Peter to accept the love and hospitality Jesus extended toward him. Letting Jesus wash his feet was not simply about having clean feet, but about Peter’s willingness to receive Jesus’ gesture of love and hospitality. This same love is extended to each of us, and, like Peter, we must choose whether or not to accept it.

When we choose to follow Jesus, we agree to follow his example of serving others. Jesus’ commandment to love one another is not a passive commandment. Jesus illustrated by his actions that loving others means being willing to take on the role of the servant. This month, as we continue through Lent and look forward to celebrating Jesus’ Resurrection, we celebrate that Jesus is alive!

Following the risen Jesus means looking for opportunities to be in service to others. Encourage the children in your class to look for ways they can serve. Help them understand there are many ways to be in service to others.

3. Jesus Washes Feet (John 13:1-17)

“If I, your Lord and teacher, have washed your feet, you too must wash each other’s feet.” (John 13:14)



GATHER

Greeting

Before class: Display your choice of an attendance chart (Class Kit—pp. 16-17 or pp. 18 & 15).

- Play “A Whole New Level of Love” (Annual Music CD).
 - Welcome and greet each child as they enter the room.
 - Indicate location of the offering basket.
 - Help children mark their attendance inside the building on the Community Attendance Chart (opt.).
-

A—Jesus Washes Feet (Activity Sheet)

Before class: Obtain Activity Sheets (Session 3).

- Distribute “Serve”/“Follow the Feet” (pp. 7-8).
- Encourage the children to follow the journaling prompt and complete the activities.

OR

B—Feet Only (Game)

Before class: Blow up a balloon (more if you have a large class).

- Direct the children to sit in a circle on the floor.

SAY: I will throw the balloon in the air. You must keep the balloon in the air only using your feet. If you let the balloon drop, you are out of the circle. Play the game as long as time allows.

Transition to Explore

Before class: Obtain bell and carpet squares.

- Ring the bell to acknowledge that it is time to transition.
- Direct the children to choose carpet squares (or equivalent items), then sit in a circle on the floor.

3. Jesus Washes Feet (John 13:1-17)

“If I, your Lord and teacher, have washed your feet, you too must wash each other’s feet.” (John 13:14)



EXPLORE

Sacred Conversation

- Ask a few wondering questions.

ASK: I wonder:

- What made you laugh this week?
 - How did you help someone this week?
 - What are you grateful for?
 - Was there a difficult part of your week, and what made it better?
 - Where did you see God this week?
-

Hear and See the Bible Story

Before class: Prepare television and DVD player.

- Read the Bible story (*CEB Deep Blue Kids Bible—John 13:1-17*).
- Watch the Deep Blue Adventure DVD Session 3.

ASK: How can you serve like Jesus?

Interact with the Bible Story

Before class: Obtain Bible Story Sheets (Session 3).

- Distribute the Bible Story Sheets and draw attention to Bible Story Retelling (p. 1).
 - Assign the three roles, then present “Jesus Washes Feet.”
-

Say the Bible Verse

Before class: Display Poster: Unit 1 Bible Verse (Class Kit—pp. 10 & 23). Review Unit 1 sign language (Leader Guide—p. 94).

- Recite the Bible verse: “If I, your Lord and teacher, have washed your feet, you too must wash each other’s feet” (John 13:14).
 - Invite the children to say and sign the Bible verse with you.
-

Transition to Respond

Before class: Obtain bell.

- Ring the bell, then invite the children to put away their carpet squares.

3. Jesus Washes Feet (John 13:1-17)

“If I, your Lord and teacher, have washed your feet, you too must wash each other’s feet.” (John 13:14)



RESPOND

A—Water Ritual (Worship/Sensory)

Before class: Assemble a water table or large container of water.

SAY: Today’s Bible story reminds us that we are to help serve others just as Jesus did.

- Guide children through the call to prayer. Let them touch the water as they pray.
We pray for our church, that we may spread God’s message of hope.
Love one another as I have loved you.
We pray for our friends and family, that they might know the love of Christ.
Love one another as I have loved you.
We pray for those who are different and left out.
Love one another as I have loved you.
We pray for those who do not have enough, who are hungry, thirsty, without shelter, and alone.
Love one another as I have loved you. Amen.

OR

B—Sandals (Art)

Before class: Photocopy “Sandals” (Leader Guide—p. 24) on card stock, two for each child.

- Distribute photocopies of “Sandals.” Let the children color the soles and straps, then cut out.
- Allow them to follow the directions to assemble the sandals, one for each foot. Encourage the children to wear their sandals.

Loving God, Loving Neighbor

Before class: Obtain Map 7: Deep Blue Shores (Class Kit—p. 8) and the cut out Figures/Pieces: Deep Blue Shores Map 7 (Class Kit—p. 25). Display Poster: Meet Our Neighbors (Class Kit—p. 3).

- Display the Deep Blue Shores Map 7 on the floor or table. While the children interact with the map and figures, talk about caring for others.

SAY: One way we can help is by participating in a shoe drive. Many organizations collect shoes for people who don’t have shoes.

- Look for shoe drives in your area, or help the children start one in your church or community.

Transition to Bless

Before class: Obtain bell, candle, multipurpose lighter (or battery-operated candle), carpet squares.

- Ring the bell to signal transition.
- Direct the children to choose carpet squares, then sit in a circle on the floor.
- Light a candle to symbolize that this is a special time together (*optional*).

3. Jesus Washes Feet (John 13:1-17)

“If I, your Lord and teacher, have washed your feet, you too must wash each other’s feet.” (John 13:14)



BLESS

Inviting

Before class: Display Poster: Lent (Class Kit—p. 31). Continue to display Poster: Unit 1 Bible Verse (Class Kit—pp. 10 & 23) where it is easily accessible for children. Obtain envelope containing cut out Poster Pieces: Unit 1 Bible Verse (Class Kit—p. 27).

- Gather the children around the Bible-verse poster.
- Display the poster pieces.
- Invite a child to attach to the poster the “you too must wash” poster piece.

PRAY: Dear God, help us to be like Jesus. Amen.

Praising

Before class: Obtain CD player and Deep Blue Song Sheets.

- Distribute the song sheets for “A Whole New Level of Love” (Annual Music CD).
 - Sing the song “A Whole New Level of Love” (Annual Music CD).
 - Collect the song sheets and store until the next session.
-

Blessing

SAY: Many churches “Pass the Peace” during worship. Let’s “Pass the Peace” to one another.

- Invite the children to stand, shake hands with one another, and say, “Peace be with you.”
- Do this until everyone has received a peace blessing.

TIP: *Some children may prefer not to shake hands. They simply can pass the blessing with their words.*

At Home with God

Before class: Obtain Bible Story Sheets leaflets.

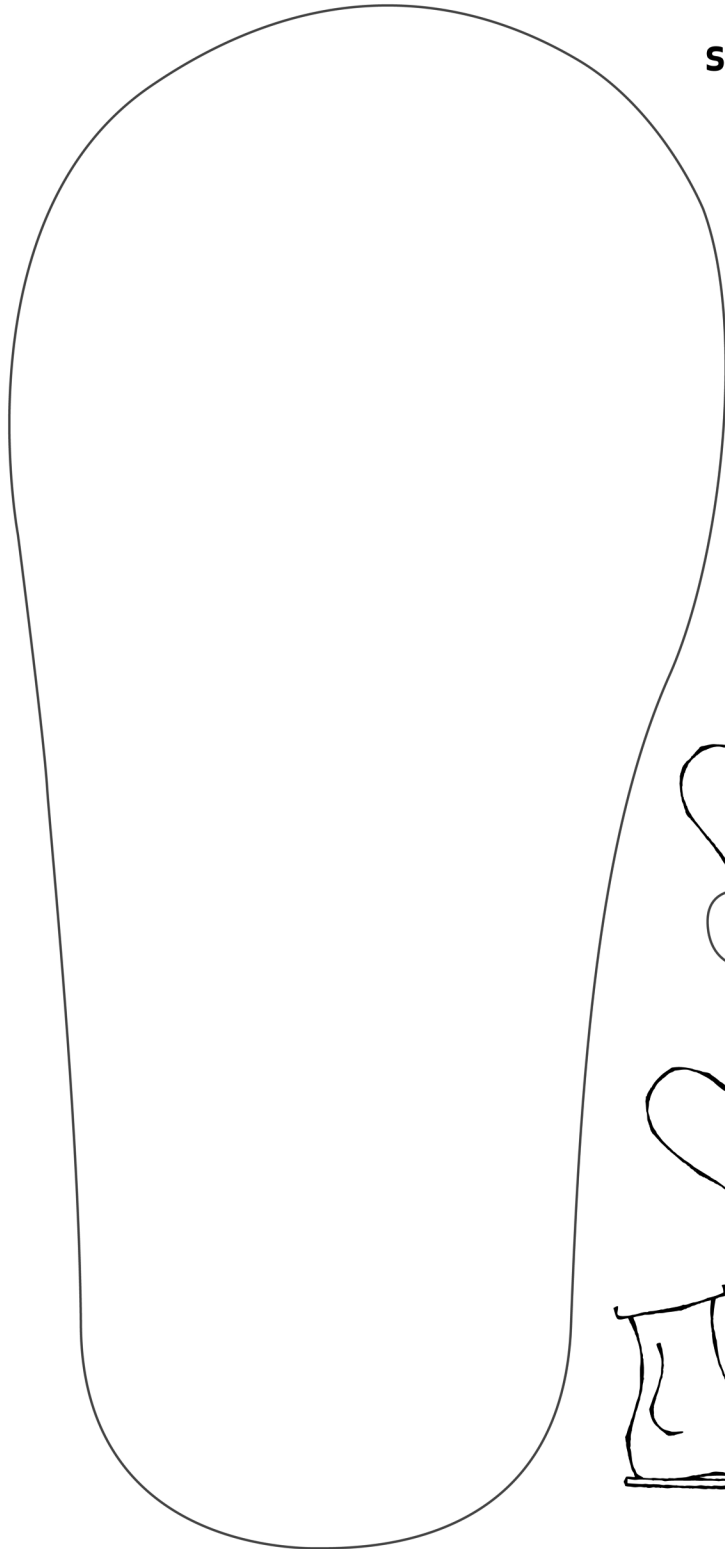
ASK: What is one thing that you learned today? Can you share with your family what you learned?

- Send home with each child Bible Story Sheets—Session 3 leaflet.

3. Jesus Washes Feet (John 13:1-17)




Sandals



Sole

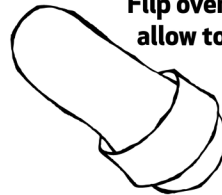
Strap



Adjust and glue ends of strap to bottom of sandal.



Flip over and allow to dry.



Slide a sandal onto each foot.

